



Conference Update

Place: SOKIL Ukrainian scout camp,
Breakfast Creek Road, Wensleydale
Angahook Lorne State Park, Victoria (Maps enclosed)
When: Easter, 28th to 31st March 1997

COMMITTEE MEMBERS

President - Jamie Smith (03)
Secretary - Marian Castell (03)
Treasurer - Michael Docherty (03)
Facilities - Melissa O'Brien (03)
Catering - Lisa Docherty (03)
Programming - Stuart Lacey (03)
Combat - Roy Castell (03)
Archery - Blair Cooke (03)
Transport - James Cowcher (03)
Tent Hire - James Cowcher (03)

FEE STRUCTURE:

\$220 - available from 1 March 97 - 25 March 97
(no deposits)
\$300 - at the gate (after 25 March 97)

NB: This fee structure was advertised from the 1995 Conference in Queensland. The special rate was offered until 1 April 96. The sliding scale was designed to encourage early payment, to enable us to use the funds. The fee payable includes: use of camping area, & toilet facilities; marquees and seating; 4 days of fully catered meals; combat equipment (fort, bridge, archery targets); live entertainment; lectures & workshops.

Cheques sent to:

**The Ninth Australasian
Medieval Conference Inc.
C/- The Treasurer**

PRESIDENT'S BLURB

by Jamie Smith, President (03)

Everything is coming together remarkably well. Thank you to those who contacted us to let us know your thoughts, needs and for the offers of help that we have received.

The program offers something to do for both combatants and non-combatants, and we are sure that the food and entertainment we have planned will be a feast for your senses. Combat features the long-awaited Fort Battle, a Bridge Battle and Projectile combat and will include Siege Engines.

IMPORTANT: enclosed are indemnity forms that need to be completed, witnessed & brought with you to hand in at Registration. You can not take the field without submitting this form.

Also attached is a "Booking Sheet" containing the details of your booking - please look over this carefully - if it contains incorrect information, please contact a Committee member to have it rectified. Please bring your booking sheet or "Quick Registration Token" with you to ease the registration process. Here's to a smooth run up to the Conference, and we'll see you all there!

FACILITIES

by Melissa O'Brien
(03)

Please check your booking slip carefully. If details are incorrect re: accommodation, tent hire, or club affiliation, please **call me immediately**. Otherwise, you may be spending the Conference in the wrong place!



Arrival times - the Conference will be open for registrations midnight Thursday through to 5.00 p.m. Friday. You can arrive earlier on Thursday by prior arrangement ONLY. (a meal can be arranged). Please let us know! The Conference officially runs from Friday morning to Monday night. There is a simple meal on Monday night.



Site information: SOKIL is a semi-forested site, with 4 distinct areas: 1) a large area for main activities (marquee, tavern, kitchen, shop and function tents) & 1 toilet block; 2) upper area with battle field, workshop and Childcare tents, Chapel, hard accommodation & 1 toilet block 3) campsites set further back in the property with 2 Toilet blocks; 4) Combat area over creek for Fort Battle and permanent archery/ shooting range - no forest wandering over the creek in area 4 is allowed.

Toilet blocks - Male & Female, each with toilets and hot water for showers. Water is pumped from freshwater creek - please note that this water is not drinkable! Drinking water is supplied in the main marquee at all times. Melbourne has suffered an unusual dry spell this summer, so please try to be "water wise" and not over-use the facilities - thanks!

No pay telephone on site (there is one phone for emergency use only)

Club campsites will be marked with posts. On arrival to the site, you will be given a detailed map, showing the area for your club. How each club arranges themselves in the given area is up to you, but we would ask that period tents and equipment be placed to the fore of your site along any road. Fires are allowed in campsites unless a Total Fire Ban is in force (notification will be given) with the usual precautions (i.e. make sure fire is out before leaving campsite unattended, etc.) Rakes and spades will be available for clearing sites and digging trenches.

Smoking - the marquee, tavern and workshop tent are NO SMOKING areas - please go outside for a smoke. Also, as the site is surrounded by a State Park, we have been asked to ensure that no cigarette butts are dropped on the ground. Native animals eat these butts when grazing, and can become very ill and die. We would prefer it if you could use "roll your owns" but if using cigarettes, please put your stubbed out cigarette butt in a bin.

NO DOGS - just a reminder to all those with furry friends: as much as we'd love them, the site is in the middle of a State Park, so dogs are **not** allowed.

Site warning: Parents - there is a large pool and a creek on site that are not fenced - please watch where your little ones wander. The pool is creek fed, and is swim-able, but please take care.

Age Restrictions - We strongly suggest that if you are under 18, you bring proof of age. A reminder from our friends at the Liquor Licensing Commission - any person under the age of 18 must be accompanied by an adult in the Tavern. Under 16's can not take the field for battle, but may participate in interclub training workshops.

Photography & video: We have had some feedback regarding the issue of media coverage, and the Committee have decided that no media crews will be allowed to attend. Obviously, we all have our cameras and some have videos, and filming for personal use is acceptable. Please just try to be as unobtrusive as possible - if your film equipment is offending someone, please put it away or take it somewhere else, and please don't film someone who does not wish to be filmed. If intending to use film for commercial purposes, your release forms must be signed by all persons appearing in it. Basically, be considerate.

THINGS TO BRING

No eating implements will be provided, so please bring all feasting equipment. Just as a suggestion, here is a list of things to consider:

- eating plate
- eating bowl
- goblet, horn or drinking vessel
- mug (for tea/coffee in the morning)
- feasting knife
- spoon
- jug for drinks (**no** bottles on tables please)
- candle holders (candles & basic blocks provided)
- special tablecloths & banners (if applicable)
- basket or chest to carry all this in
- Feasting gear for children (incl. mug for drinks)

Also consider: mosquito repellent; sunscreen; torch; specialised food/beverage items; bathers (if hot); medieval shoes with good grip (some terrain can be treacherous); hat (if hot); thongs for showers.

Childcare - no one seems interested in a co-operative child care venture, so we are just providing a tent for parents to bring their children to play in, and are providing some basic things for them to do i.e. paper & crayons, play dough. Some games have been organised and there is a puppet show on Saturday afternoon.

Transport to site - If you are flying or training to the Conference, we have organised a shuttle service from Geelong. The Skybus service leaves from the airport every half an hour - alight at Spencer St. Station and take a train to Geelong (ask for directions at the station ticket office). Trains leave for Geelong every hour. We have had some offers of help to pick people up in Geelong on Thursday, Friday and Saturday morning. Shuttle service from Geelong Station to the site runs on Thursday: PM 3.00, 7.00 Friday: AM 9.00, 11.00, PM 2.00 and 5.00. Saturday: AM 11.00 if required. If you are requiring this service, please ring James (03) or Melissa (03) for more specific details or arrangements. We have copies of the Skybus and Geelong train timetable.

Skybus PH: (03) '

V/Line trains - public holiday info line




Tents: We have to pay for these in advance, so if you have a tent booked (see attached booking sheet), please forward a cheque payable to the Conference Committee Inc. for \$55 and a separate cheque for \$55 as a bond - this will be returned to you (uncashed) upon return of intact, neatly packed tent. The standard tent size is 12' x 12'. Please ring James on (03) for further details & prices. Tents will be given out upon arrival at the site - self construction.

Hard Accommodation - there are a few spaces left in the main bunkhouse. Please refer to your booking sheet to check if you are registered for this. I suggest that you bring a sheet and sleeping bag (or blankets). The mattresses are OK, but elderly and are like any other type of bedding in a holiday house or bunk house that isn't used regularly. This is a mixed bunkhouse, and a curtained-off change area will be provided. If anyone still needs this type of accommodation, please ring Melissa to book a bed.

PROGRAMMING

by Stuart Lacey (03)



I hope you are all looking forward to a busy couple of days. We have had a lot of offers for lectures and workshops, and we have lined up some great entertainment.

Workshops include:

Calligraphy: cost \$5 - materials supplied. Maximum of 10 people per class. Bookings essential - contact Stuart on the number above.

Tablet weaving: BRING 2 balls 5 ply pure wool, of different colours & thick cardboard (e.g. from an old wine cask)

And also: dancing; Costume metalwork (e.g. belt buckles, simple cloak clasps etc.) & more.

Discussion Groups: New Hedeby - directions; Weaving; Food forum; Music; Althingi.

Lectures include:

Key note speaker -Dr. Anne Gilmour Bryson (Uni of Melb.) on the theme of **Medieval Sexuality:**

Reproduction, Birth and Contraception;

Reconstruction of Siege Engines; Fighting by the Book (held by several eminent re-enactors); Finds from the Oseburg and Gokstad ships and more.

Entertainment - Slave Auction (for charity); Virulent Curse competition; Glima wrestling; Puppet shows; Live entertainment for feasts, including some of the members of 'Cantigas' in a new Eastern ensemble 'La Casbah'; Games; Bardic; Tart of Ember Day bake-off.

Competitions:

3 classes for each: A) professional B) non-professional C) novice (i.e. has not entered anything before)

Costuming - individual items only

Brewing - 1) cider 2) mead 3) ales 4) other

Weaponry

Armour

Textiles (incl. embroidery, weaving etc.)

Fine Art (e.g. calligraphy, illumination etc.)

Jewellery

Domestic equipment

Leatherwork

Woodwork

and: Best camouflaged non-period item - 1 class

NB: "Gasmules" are running other competitions that cover other aspects of above e.g. entire costume outfit; authentic campsite etc. as previously notified.

COMPETITION RULES:

*anonymous entry

(i.e. items will not bear entrants name or club details)

*entrant must be in attendance

*item must be hand-crafted by the entrant themselves

* Documentation must be provided for all entries.

* Items will be judged on workmanship; authenticity of materials and accuracy of reconstruction; complexity; supporting documentation.

Bardic Competition - The bardic trials will be held during the market times. The "new look" bardic competition will run as follows: all entrants are invited to perform in front of a panel of judges (broad a range as possible) at the Market on Friday afternoon/Saturday morning in public view.

There will be different categories - (serious) spoken; song/musical; performance art & (silly) song. From all the entrants, a top 3 or so (more if decided) of each category is selected to perform at the Feast, the final winner to be judged by popular demand.

Two Markets - one held on Friday afternoon and one on Saturday morning - please contact Stuart if you wish to book a table to help us with the arrangement of tables etc. We have not booked very many external stall holders, which will make a smaller market, but one with better quality and more authentic goods.



BILLBOARD

Massage Tent - a massage tent near the main area will be run by Karl, who has a Certificate of Massage and is a member of the Society of Clinical Masseurs.

The Handmaiden - a hairdressing tent will be run by Heather Paton and friend Sarah. They will have basic requirements, but if you want ribbons etc. to match your outfit, bring them along. Also, if you wish to have a particular hair-do, please send a picture along to Heather & Sarah, and they will practice it beforehand - address any requests to: Heather Paton,

Photographs - Any individual or club wishing to have a commemorative photograph taken can contact **Aelfgyfu** at the massage tent during the Conference to arrange a time and place for a sitting. (Photographs and postage to be paid in advance at the Conference) Quality Guaranteed.

Calling all Bellydancers new & old - There are several bellydancing workshops being held, from which a troupe will be formed for a performance piece Sunday night. Please BYO zills, veil, & costume. See Marian at the Conference and program for times.

First Aiders - please put your name down on the list at Registration.

Staying a bit longer in Melbourne: What's On? - Comedy Festival; Melb Food & Wine Festival; National Gallery "San Marco and Venice" exhibition of rare church treasures from 4th-17th century Italy.

En route: Geelong is a good place to stop for a meal or snack - follow the signs for "City Centre". There are several quite good pubs, the usual take-away food bits and pancake parlour. **Waurin Ponds** (just out of Geelong on the Princes Highway) is the last centre to buy things before the site - after this the towns get really tiny. The Safeway & Liquorland in Waurin Ponds will be closed Good Friday.

The closest town near the site is **Winchelsea**, (15km away), further down the Princes Highway towards Colac. If you are desperate for a good cuppa in a very genteel setting, **Otway Roses** is 2 km down Wormbete Stn Rd, off Breakfast Creek Road before you get to the site - open 11-5 Thurs - Sun - Lovely roses too.

New Hedeby is back! - The first issue will be available at the Conference. If you want your club listed in it, please contact David Earl on (02) . David will be holding a discussion group on the direction of New Hedeby at the Conference. One representative of each club is invited to attend, and the Routiers will offer one drink per attendee to ease the proceedings.


CATERING

by Lisa Docherty (03)

Food trials have been completed and we are sure that no one will go hungry. The caterers are really excited about it. Just a reminder that drinking water and cordial will be on supply at all times from the main marquee, and fruit will also be supplied between meals during the day.

Meal times: Breakfast 8.30 - 9.30 a.m.; lunch 1.00-2.00 Marquee opens for feasts nightly at 6.30.

Breakfast will be provided on all 4 days, and comprises of porridge, eggs, bacon & sausages, bread, Lipton's tea and Moccopon instant coffee. (Don't forget your mug!)



Early arrivals: If you are arriving on Thursday night, and would like something to eat, you must let us know. (it will be along the lines of simple stew & bread)

Vegetarians/Vegans: attached to your Update, you should have a copy of the menu with the ingredients listed. Please contact us ASAP if you did not get one - it may mean we do not have you registered as a Vego/Vegan.

Tavern: The Routiers will be once again be running 'The New Magdeburg Tavern' (made famous in the '87,' 91 & '93 Conferences). The Tavern will run as in the past, and will be open reasonable hours and offers friendly, efficient service. Free snacks will be available.



COMBAT

Changes and Amendments to Update 2
by Roy Castell (War Leader - Sokil '97)
PH: (03)

Thank you to all who wrote, rang and answered the update. In consideration of the diversity of the clubs in the medieval movement, here are the conclusions from the information we received.

1. Specifications: The maximum length for a spear used in 'Dark Ages & Medieval' combat will be 2.7 mtrs/ 9 ft. The minimum edge thickness of all metal weapons shall be rounded 1.5 mm diameter.

The minimum point roundness of all metal weapons shall be 20 mm diameter (5 cent piece).

2. For the question of 'Hold', many suggestions were put forward. The preferred word was 'Stop' with an excellent suggestion of 'Man Down'. After consultation with a registered psychologist and social behavioural expert, it was concluded that the combination:

"STOP - MAN DOWN" be used.

3. Sorry Steven Lowe, the response was resoundingly to the negative. Thus, javelins shall be left at 1.8 mtrs /6 ft.

4. Pikes and over long spears may only be used in 'later period' combat.

5. Re: the statement, "In the interests of smooth running of combats and to avoid tangled "proof" arguments, we would like to suggest that everyone who enters the field is considered as wearing mail." We apologise for the confusion caused by our poorly worded statement and we hope this will alleviate any problems.

There will be two categories of protection for 'Dark Age and Medieval' combat.

Non-Armoured - Regarded as wearing no armour.

This category includes combatants wearing gambesons and similar padded armour. A non-armoured combatant shall accept all blows regardless of their potential force.

Armoured - Regarded as wearing mail.

This category includes combatants wearing mail, scale, and lamellar. An armoured combatant may only accept blows

to the body that have substantial potential force (i.e. that are delivered with long sweeping strokes.) An armoured combatant need not accept glancing, slicing, or flicking blows.

This decision was made for the safety of combatants and we do not wish to become involved in a 'Proofing Demonstration'. There will be many combats during the conference so there is no need to feel deprived by the occasional early death. Ultimately, the decision on accepting a blow rests with the individual combatant so remember; be honest, be fair, have fun!

Marshals

Thank you to all who offered to be Marshals. We would also appreciate some Non-Combatant Marshals during the fort battles to allow the combatant marshals to participate. The **marshals meeting** is on the Friday from 1:30 to 2:00 in the main feasting tent. We will confirm the marshalling schedule during the meeting. This will also allow the attendants to see who the marshals are as a whole.

Combat Workshops

On the Friday afternoon during the archery competition, there will be 'combat workshops' for the different types of weapons. We still need volunteers to run a workshop on single handed axe and two handed axe. Call Roy ASAP.

"Head Blow Vs Non Head Blow"

Out of the registration forms for combatants received thus far, we tallied:

154 for Head Blow Combat.

32 for Non Head Blow Combat.

Thus we shall have both types of combat with a majority of Head Blow Combat.

PROJECTILE COMBAT

by Blair Cooke (03) (A.H.)


Address:

PROJECTILE WEAPON USAGE

Prior to combat, all projectile weapons and projectiles shall be inspected by marshals to determine their suitability for the combat. The use of all projectile weapons and projectiles are at the marshals discretion at all times of combat.

Prior to 'each' combat, arrows and other projectiles shall be checked for cracks, splits, and damage to the rubber blunt. Any projectile that is found to be defective shall be discarded. No projectile that has been previously used shall be collected and re-used during a given combat.

A projectile weapon shall not be intentionally aimed at the groin, spine, throat, or hands of another combatant. A projectile weapon shall not be intentionally used to block or strike during combat.





The only type of armour that is considered 'proof' against a projectile is a shield. The effects of projectiles striking particular areas on the body are the same as for the effects of hand-to-hand weapon blows. The exception to this is for siege-engine projectiles for which a shield is not considered 'proof' and a strike to any area is considered a killing blow.

A ricochet blow from a projectile (off a tree, shield, fence, etc.) is still considered a legitimate blow. The exception to this is a ricochet off the ground, a weapon, or another combatant; in which case the blow is ignored. To be considered a ricochet blow, the projectile must not change its original direction of travel by more than 45 degrees, and the projectile must still strike with acceptable force.

Minimum Ranges

Bow and Arrow:

Full Draw: 10 meters.

Half (14 inch) Draw: 2 meters.

Javelin: 3 meters.

Sling: 10 meters.

Siege Engines: 10 meters.

Rocks: There is no minimum range for a rock.

A combatant may move away from a prospective target to achieve the minimum distance. If a combatant is closer than the minimum range of another combatant's projectile weapon, the combatant with the projectile may acknowledge an automatic kill by dropping to the ground and the opposing combatant need not strike them.

Rocks

Rocks shall only be used during fortified combat and shall only be considered a legitimate blow when dropped or thrown from above the opponent. A rock may not be thrown at an upward angle.

Siege Engines

The siege engine shall not deliver a projectile at a vertical angle of less than 45 degrees. Care should be taken to ensure that the projectile shall not come in contact with a combatant until it has reached the descent stage of flight.

If a siege engine is struck by a siege engine projectile, the siege engine is considered inoperative for the duration of that combat. A siege engine may only be operated by combatants who are proficient with the particular siege engine and have permission from the owner of the siege engine.

Bow and Arrow

A bow and arrow shall only be used during 'Projectile Combat'.

Crossbows and Darts

The use of crossbows and darts during target and combat events will not be permitted.

WEAPON STANDARDS (Projectile Weapons)

Bows

Long bows, short bows, and recurve bows made from wood, fibre-glass, or laminate may be used. Compound bows and take-down bows are not acceptable. Sights, stabilisers, adjustable arrow rests, release aids and any other accessories not appropriate to the period shall not be used. Bows shall have a maximum draw weight of 30 pounds at 28 inches (30# @ 28").

Wherever possible, bows should be made to look historically authentic by any suitable means.

The bow shall have some form of permanent marking so that it may be readily identified with its owner. The owners initials are not acceptable.



Arrows

Arrows shall meet the following criteria:

The min. standard shall be a wooden shaft of 11/32nds of an inch diameter. Aluminium, fibreglass, and carbon shafts shall not be used.

Arrows shall be a max. of 28 inches in length as measured from the nocking point to the back of the rubber blunt. The end of the shaft which will be inserted into the rubber blunt shall have its end rounded.

It is recommended that shafts be taped with Scotch 898, or equivalent, fibreglass tape from the base of the fletching to the tip of the shaft.

Each shaft shall be securely fitted with a rubber blunt. HTM and Riverhaven MKII style blunts shall be the preferred standard. Plastic blunts are not acceptable and shall not be used.

Each shaft shall have some form of permanent marking so that it may be readily identified with its owner. The owners initials are not acceptable.

Javelins

Javelins shall meet the following criteria:

The shaft shall be a max. length of 1.8m and a min. length of 1m.

The shaft shall be a max. diameter of 25 mm and a min. diameter of 16.0mm.

The shaft shall be made of wood, bamboo, or other suitable materials. Metal, fibreglass, and carbon shafts shall not be used.

The preferred blunt shall be a well fitted black rubber chair leg or walking stick stoppers of a min. of 2mm thickness.

The overall weight of the javelin shall be a max. of 500gm. The head of the javelin shall be padded to at least 7cm diameter.



Slings and Sling Projectiles

Slings and staff slings may be constructed from any historically accurate material to any historically accurate pattern. Sling projectiles shall have a max. weight of 75gm and made from any non-rigid, malleable materials, that shall be able to be compressed when reasonable pressure is applied with one hand.

Rocks

Rocks shall have a max. diameter of 40cm and a min. diameter of 20cm. Rocks shall have a max. weight of 800gm and made from any non-rigid, malleable materials, that shall be able to be compressed when reasonable pressure is applied with two hands.

Siege Engines and Siege Engine Projectiles

Siege Engines may be constructed from any historically accurate material to any historically accurate pattern. Siege Engine projectiles shall have a max. diameter of 30 cm and a min. diameter of 15 cm. Siege Engine projectiles shall be a max. weight of 600gm and made from any non-rigid, malleable materials, that shall be able to be compressed when reasonable pressure is applied with two hands. Fruit, water, paint, or flour bombs shall **not** be used.

All other weapons shall conform to the standards for melee combat.

PROJECTILE COMBAT RULES

All combatants and participants on the field of combat (including marshals) must wear armour as specified in the 'Projectile Combat Armour Standards'. Spectators may not be present unless they are wearing suitable armour or are confined in an area of suitable protection.

The use of all hand to hand weapons during projectile combat shall conform to the requirements of melee combat. A combatant armed with a projectile weapon may use a hand to hand weapon provided their equipment conforms to the standards for melee combat. A hand to hand weapon shall never be used to intentionally strike or block a projectile weapon or projectile.

Projectile Combat Armour Standards

The minimum armour required to participate in projectile combat shall be the same as for melee combat with the following additions:

- A projectile combat helm in place of a standard helm.

- Throat protection.

- Females shall wear breast protection.

- Combatants who do not use hand to hand weapons may wear leather gloves in place of gauntlets.

- Additional armour is always recommended.

Projectile Combat Helm

Projectile combat helms shall conform to the standards for helms in addition to the requirements set out below.

The helm shall be fitted with a woven wire mesh visor that extends past the temples and below the chin. The visor shall be supported by a rigid steel frame and shall be firmly and rigidly attached to the helm. The woven wire mesh shall be a maximum of 6 mm and a minimum wire diameter of 1.4 mm. A closed face helm need only have woven wire mesh attached to any openings that exceed 6 mm diameter.

An aventail shall be fitted or a coif and arming cap shall be used in conjunction with the helm. The aventail is to be securely fitted to the helm and visor so that they effectively become one piece and a projectile may not pass through the gap.

Due to the necessity for protection during projectile combat, it is impractical to require that helms should conform to historical styles and construction. It is therefore acceptable to construct a helm specifically for the purpose of projectile combat, that does not represent any specific historical style. Combatants, however, are encouraged to attempt to hide or disguise the historically inappropriate additions to the helm in any conveniently and practical manner.

Throat Protection

The minimum requirement is a 3 mm thick sole-leather collar covering the throat area from above the larynx to below the breastbone in one continuous piece. The collar is to be lined with sheepskin a minimum of 6 mm thick and a maximum of 12 mm thick. When worn, the collar and padding will have a minimum of 10 mm clearance from the throat when facing forward. Lamellar and scale collars both offer acceptable throat protection but must be securely attached to the armour.

Breast Protection

Commercially available, rigid, one piece breast protectors shall be the preferred standard.

Breast cups, as used in fencing, do not provide an acceptable level of protection and shall not be used. Combatants may opt to wear a rigid armour, such as a breast plate, scale corset or lamellar corset, as their breast protection.



INFORMED CONSENT

Declaration

I, whose signature appears on this form being a person who has reached the age of 18 years in consideration of and as a condition of participation in combats conducted at the Ninth Australasian Medieval Conference, for myself, my heirs, wards, executors and administrators, hereby waive all and any claim, right or course of action which I might otherwise have for or arising out of loss of life or injury, damage or loss of any description whatsoever which I might suffer or sustain in the course of or consequent upon their entry or continuing participation in the said events. The participant shall abide by the the Ninth Australasian Medieval Conference combat rules., including such amendments as may be issued from time to time, and the directions of Officials.

In the event of any disagreements or disputes arising from my participation in combats conducted at the Ninth Australasian Medieval Conference, I agree to submit such disagreements or disputes to a board of arbitration appointed by the Ninth Australasian Medieval Conference Inc. and to abide by any decision reached by such board.

I hereby acknowledge that I am fully aware of the nature and purpose of the activities to be conducted at the Ninth Australasian Medieval Conference., that these activities are potentially dangerous, and that I voluntarily accept the risks involved.

This waiver, release and discharge shall be and operate separately in favour of all persons, corporations and bodies involved or otherwise engaged in promoting or staging the events and the servants, agents, representatives and officers of any of them.

And I make this solemn declaration by virtue of the penalties provided by the Statutory Declarations Act 1959 (Cth) for the making of false statements in statutory declarations, conscientiously believing the statements contained in this declaration to be true in every particular.

Name: _____
(Please Print)

Signature: _____

Date: _____

Declared at _____ the
day of _____
Before me, _____ March 1997

This declaration may be made before:

- (a) a Magistrate;
- (b) a Justice of the Peace;
- (c) a Commissioner for Affidavits;
- (d) a Commissioner for Declarations;
- (e) a Notary Public;
- (f) a person before whom a statutory declaration may be made under the law of the State in which the declaration is made; or
- (g) an Australian Consular Officer or an Australian Diplomatic Officer as defined by section 2 of the Consular Fees Act 1955.

**PARENTAL CONSENT FOR A PERSON UNDER 18 YEARS OF AGE TO PARTICIPATE IN
COMBATS CONDUCTED AT THE NINTH AUSTRALASIAN MEDIEVAL CONFERENCE**

Declaration

I, whose signature appears on this form being the parent* and legal guardian of being a person who has reached the age of 16 years (hereinafter referred to as 'the participant') in consideration of and as a condition of the participants participation in combats conducted at the Ninth Australasian Medieval Conference, for myself, my heirs, wards, executors and administrators, hereby waive all and any claim, right or course of action which I or they might otherwise have for or arising out of loss of life or injury, damage or loss of any description whatsoever which the participant might suffer or sustain in the course of or consequent upon their entry or continuing participation in the said events. The participant shall abide by the the Ninth Australasian Medieval Conference combat rules., including such amendments as may be issued from time to time, and the directions of Officials.

In the event of any disagreements or disputes arising from the participants participation in combats conducted at the Ninth Australasian Medieval Conference, I agree to submit such disagreements or disputes to a board of arbitration appointed by the Ninth Australasian Medieval Conference Inc. and to abide by any decision reached by such board.

I hereby acknowledge that I am fully aware of the nature and purpose of the activities to be conducted at the Ninth Australasian Medieval Conference., that these activities are potentially dangerous, and that I voluntarily accept the risks involved. I also acknowledge that I have advised the participant of the risks involved.

In case of illness or accident, I authorise Ninth Australasian Medieval Conference Inc. to seek medical, hospital or ambulance attention as required at my cost.

I understand that the consent for the participant to participate in combats at the Ninth Australasian Medieval Conference shall operate until the conclusion of the first committee meeting of Ninth Australasian Medieval Conference Inc. commencing after a written notice withdrawing consent, signed by a parent or legal guardian, is received by the Secretary of Ninth Australasian Medieval Conference Inc.

This waiver, release and discharge shall be and operate separately in favour of all persons, corporations and bodies involved or otherwise engaged in promoting or staging the events and the servants, agents, representatives and officers of any of them.

And I make this solemn declaration by virtue of the penalties provided by the Statutory Declarations Act 1959 (Cth) for the making of false statements in statutory declarations, conscientiously believing the statements contained in this declaration to be true in every particular.

Name: _____
(Please Print)

Signature: _____

Date: _____

Declared at _____ the
day of _____ March 1997
Before me,

* Delete if not applicable

This declaration may be made before:

- (a) a Magistrate;
- (b) a Justice of the Peace;
- (c) a Commissioner for Affidavits;
- (d) a Commissioner for Declarations;
- (e) a Notary Public;
- (f) a person before whom a statutory declaration may be made under the law of the State in which the declaration is made; or
- (g) an Australian Consular Officer or an Australian Diplomatic Officer as defined by section 2 of the Consular Fees Act 1955.

HOW TO GET TO THE CONFERENCE:

From the North:

- || Drive towards **Melbourne** via the **Hume Highway**, turn right at Camp Rd/Mahoneys Rd intersection to the **Western Ring Road** (Route 82). This will take you around Melbourne (rather than through it)
- || Follow this the whole way around to the **Princes Freeway** to **Geelong**.
- || Stay on the main road through **Geelong** (called Latrobe Terrace).
- || Once through Geelong proper, you will hit a large roundabout - head inland towards **COLAC**
- Continue on the **Princes Highway**, through **Waurin Ponds** (this is the last stop for anything you may need)
- Take the **Cape Otway Road** turn off to **Moriac**.
- Drive through **Moriac** over the railway tracks, continuing to follow road.
- Drive through **Moddewarre** until you come to a large water reservoir (**Wurdiboluc Reservoir**).
- Take the **Wensleydale Station Rd** turn off.
- Drive straight down this road for 6.4 km.
- You will hit dirt road at **Gum Flats Rd** - keep going straight.
- There is a fork in the road .08 km after the bitumen ends - bear to the left (**Breakfast Creek Rd**)
- **SOKIL** is 4.2 km from this fork in the road on your left.

From the West:

- **From the Midland Highway**, we think the best route would be turning off at **Bannockburn**, backtracking a little bit on the **Hamilton Highway** to **Inverleigh**.
- **From the Hamilton Highway**, we think the best route would be turning off at **Inverleigh** to **Winchelsea**. (this would be the last stop for anything you need)
- Continue through **Winchelsea** to the **Wurdiboluc Reservoir** on the **Cape Otway Road**.
- Take the **Wensleydale Station Rd** turn off.
- Drive straight down this road for 6.4 km.
- You will hit dirt road at **Gum Flats Rd** - keep going straight.
- There is a fork in the road .08 km after the bitumen ends - bear to the left (**Breakfast Creek Rd**)
- **SOKIL** is 4.2 km from this fork in the road on your left.

